



SINCERELY COOPERATE WITH YOU IN FULL

QINGDAO MAGIC ANDY HARDWARE CO.,LTD

Add: RM1621, B(north) building, No.63 Haier road, Qingdao,China

Tel: 0086-532-80999608 80999626 80999627 80999629


Fax:0086-532-80999609 Mobile:0086-013708996523

E-mail: sales@cnmagicandy.com manager@cnmagicandy.com

[HTTP://www.cnmagicandy.com](http://www.cnmagicandy.com)



SANITARY PRODUCT



QINGDAO MAGICANDY HARDWARE CO.,LTD

Specializes in producing sanitary products, such as valves, faucets, bibcocks, fittings and plumbing items. we also can designing according customers' inquiry.

During the course of development,we adhere to the marketing spirit of "Unity, industriousness,Exploration and innovation "to improve the quality of products and to perfect our series products.

With our reliable quality, competitive prices and first-rate serices, our products gets high prestige in the world.

We sincerely wish to be joined by you for further development and bright future.

» CONTENTS

▶ • VALVE SERIAL	01 -- 11
▶ • TAP & FAUCETS	12 -- 34
▶ • SHOWER HEAD	35 -- 36
▶ • FLOOR DRAIN	37
▶ • BRASS FITTINGS	38
▶ • SANITARY HARDWARE	39
▶ • PLASTIC PLUMINGS	40 -- 52
▶ • PLASTIC PIPE & FITTINGS	53 -- 78



VALVE SERIES



GDJD-1001 F/F
1/2" 3/4" 1" 1 1/4" 1 1/2"
2" 2 1/2" 3" 4"



GDJD-1002 F/F
1/2" 3/4" 1" 1 1/4" 1 1/2"
2" 2 1/2" 3" 4"



GDJD-1003 F/F
1/2" 3/4" 1" 1 1/4" 1 1/2"
2" 2 1/2" 3" 4"



GDJD-1004 M/M
1/2" 3/4" 1"



GDJD-1005 F/F
1/2" 3/4" 1" 1 1/4" 1 1/2"
2" 2 1/2" 3" 4"



GDJD-1006 F/F
1/2" 3/4" 1" 1 1/4" 1 1/2"
2" 2 1/2" 3" 4"



GDJD-1007 F/F
1/2" 3/4" 1" 1 1/4" 1 1/2"
2" 2 1/2" 3" 4"



GDJD-1008 F/F
1/2" 3/4" 1" 1 1/4" 1 1/2"
2"



GDJD-1009 F/F
1/2" 3/4" 1" 1 1/4" 1 1/2"
2" 2 1/2" 3" 4"



GDJD-1010 SOLDER
1/2" 3/4" 1" 1 1/4" 1 1/2"
2" 2 1/2" 3" 4"



GDJD-1011 F/F
1/2" 3/4" 1" 1 1/4" 1 1/2"
2" 2 1/2" 3" 4"



GDJD-1012 F/F
1/2" 3/4" 1" 1 1/4" 1 1/2"
2" 2 1/2" 3" 4"



GDJD-1013 C/C
1/2" 3/4" 1" 1 1/4" 1 1/2"
2" 2 1/2" 3" 4"



GDJD-1014 C/C
1/2" 3/4" 1" 1 1/4" 1 1/2"
2" 2 1/2" 3" 4"



GDJD-1015 F/F
1/2" 3/4" 1" 1 1/4" 1 1/2"
2" 2 1/2" 3" 4"



GDJD-1016 M/M
1/2" 3/4" 1" 1 1/4" 1 1/2"
2" 2 1/2" 3" 4"



GDJD-4001

1/2" 3/4" 1" 1-1/4"4"



GDJD-4002

1/2"



GDJD-4003

1/2"



GDJD-4004

1/2" 3/4" 1" 1-1/4"4"



GDJD-4005

1/2" 3/4" 1" 1-1/4" 1-1/2" 2"



GDJD-4006

1/2" 3/4" 1" 1-1/4"4"



GDJD-4007

1/2" 3/4" 1" 1-1/4"4"



GDJD-4008

1/2" 3/4" 1" 1-1/4" 1-1/2"



GDJD-4009

1/2" 3/4" 1" 1-1/4" 1-1/2" 2"



GDJD-4010

1/2" 3/4" 1" 1-1/4"4"



GDJD-4011

1/2" 3/4" 1" 1-1/4" 1-1/2" 2"



GDJD-4012

1/2" 3/4" 1" 1-1/4" 1-1/2" 2"



GDJD-4013

1/2" 3/4" 1" 1-1/4" 1-1/2" 2"



GDJD-4014

1/2" 3/4" 1" 1-1/4" 1-1/2" 2"



GDJD-4015

1/2" 3/4" 1" 1-1/4" 1-1/2" 2"



GDJD-4016

1/2"



GDJD-4017

1/2" 3/4" 1" 1-1/4"4"



GDJD-4018

1/2" 3/4" 1" 1-1/4" 1-1/2" 2"



GDJD-4019

1/2" 3/4" 1" 1-1/4"4"



GDJD-4020

1/2" 3/4" 1" 1-1/4" 1-1/2" 2"



GDJD-4021

1/2" 3/4" 1" 1-1/4" 1-1/2" 2"



GDJD-4022

1/2" 3/4" 1" 1-1/4"4"



GDJD-4024

1/2" 3/4" 1"



GDJD-ITALALY

1/2" 3/4" 1" 1 1/4" 1 1/2" 2"



GDJD-4025

1/2" 3/4" 1"



GDJD-4026

1/2" 3/4" 1"



GDJD-4027

1/2" 3/4" 1"



GDJD-4028

1/2" 3/4" 1"



GDJD-4030

1/2" 3/4" 1" 1 1/4" 1 1/2" 2"



GDJD-4031

1/2" 3/4"



GDJD-4032

1/2" 3/4"



GDYF-030

1/2" 3/4"



GDJD-3001
1/2" 3/4" 1" 1 1/4" 1 1/2" 2"



GDJD-3002
1/2" 3/4" 1" 1-1/4"4"



GDJD-3003
1/2" 3/4" 1" 1-1/4"4"



GDJD-3004
1/2" 3/4" 1" 1-1/4"4"
s.s. filter



GDJD-3006
1/2" 3/4" 1" 1-1/4"4"



GDJD-3007
1/2" 3/4" 1" 1-1/4"4"
Y filter female



GDJD-3009
1/2"
stop valve



GDJD-3010
1/2" 3/4"
ferrule valve



GDJD-3011
1/2" 3/4"
stop valve




GDJD-3012
1/2" 3/4" 1"
stop valve



GDJD-3013
1/2" 3/4" 1"
stop valve



GDJD-3014
stop valve



GDJD-3008
1/2" 3/4" 1"
stop valve




GDJD-3015
1/2"
stop valve




GDJD-3017
1/2" 3/4" 1" 1 1/4" 1 1/2" 2"
stop valve



GDJD-3018
1/2" 3/4" 1"
stop valve




GDJL-9001




GDJL-9002




GDJL-9003



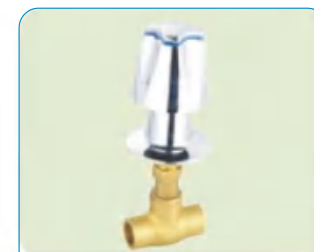
GDJL-9004




GDJL-9005



GDJL-9006




GDJL-9007




GDJL-9008



GDJL-9009



GDJL-9010



GDJL-9012



GDYF028E



GDJL-8101




GDJL-8102



GDJL-8103



GDJL-8103



GDJL-8105



GDJD-5001
1/2x1/2"



GDJD-5002
1/2x1/2"



GDJD-5003
1/2x1/2"



GDJD-5004
1/2x1/2"



GDJD-5005
1/2x1/2"



GDJD-5006
1/2x1/2"




GDJD-5007
1/2x1/2"



GDJD-5008
1/2x1/2"



GDJD-5009
1/2x1/2"



GDJD-5010
1/2x1/2"



GDJD-5011
1/2x1/2"



GDJD-5012
1/2x3/4"



GDJD-5013
1/2x1/2"



GDJD-5014
1/2x3/4"



GDJD-5015
1/2x3/8"



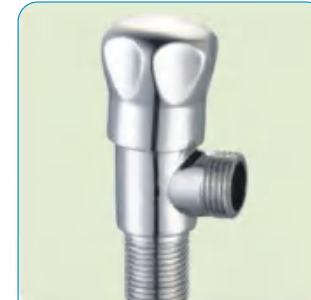
GDJD-5016
1/2x3/8"




GDJL-9108



GDJL-9110



GDJL-9111




GDYF033



GDYF007



GDYF010



GDYF011



GDYF012



GDYF015



GDYF018



GDYF020



GDYF026



GDJD-5017
1/2"



GDJD-5018
1/2"



GDJD-5019
1/2"



GDJD-5020
1/2"



GDJD-5021



GDJD-5022



GDJD-5023
1/2"



GDJD-5024
1/2"



GDJD-3019
1/2" 3/4"



GDJD-3020
1/2" 3/4"



GDJD-3021
1/2" 3/4"



GDJD-3022
1/2"



GDJD-3005
1/2" 3/4" 1" 1-1/4"4"



GDJD-3023
1/2"



GDJD-3025
1/2" 3/4" 1" 1 1/4" 1 1/2" 2"



GDJD-3024
1/2" 3/4" 1"



GD-H2002
DIN3352-F5
GATE VALVE (NRS)



GD-H2004
ANSI Y-TYPE
STRAINER



GD-H2003
ANSI CHECK VALVE
1.5~16" DN40~160MM

TAP SERIES






GDJD-2988



GDJD-6082



GDJD-2387



GDJD-2001

1/2"



GDJD-2002

1/2" 3/4"



GDJD-2003

1/2" 3/4"



GDJD-2004

1/2" 3/4"



GDJD-2005

1/2"



GDJD-2006

1/2" 3/4"




GDJD-2007

1/2"




GDJD-2008

1/2"




GDJD-2009

1/2"



GDJD-2010 SOLDER

1/2"




GDJD-2011

1/2" 3/4"




GDJD-2012

1/2"




GDJD-2013

1/2" 3/4"




GDJD-2014

1/2" 3/4"



GDJD-2015

1/2" 3/4"



GDJD-2016

1/2" 3/4"



GDJD-2017

1/2"



GDJD-2018

1/2" 3/4"



GDJD-2019

1/2"



GDJD-2020

1/2"



GDJD-2021

1/2"



GDJD-2022

1/2"




GDJD-2023

1/2"




GDJD-2024

1/2"




GDJD-2025

1/2" 3/4"




GDJD-2026

1/2" 3/4"




GDJD-2027

1/2"




GDJD-2028

1/2" 3/4"



GDJD-2029

1/2"




GDJD-2030

1/2"




GDJD-2031

1/2" 3/4"



GDJD-2032

1/2" 3/4"



GDJL-1015

1/2"





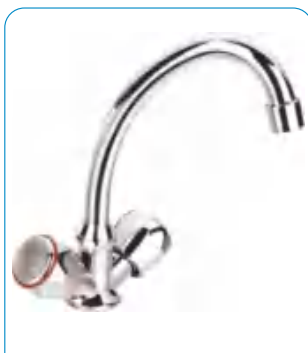
GDJL-1001




GDJL-1002



GDJL-1003




GDJL-1004



GDJL-1007



GDJL-1008



1/2" 3/4"


GDJL-1010



1/2"

3/4"

GDJL-1011/26



GDJL-1012



GDJL-1013



GDJL-1016



GDJL-1017




GDJL-1019




GDJL-1020



GDJL-1021



GDJL-1022




GDJL-1023



GDJL-1024



GDJL-1027



GDJL-1028



GDJL-1029



GDJL-1030



GDJL-1031



GDJL-1032



GDJL-1033




GDJL-1034



GDJL-1035



GDJL-1036



GDJL-1037



GDJL-1038



GDJL-1039




GDJL-1040




GDJL-1061A



GDJL-1062A



GDJL-1063A




GDJL-1064A




GDJL-1065A




GDJL-1066A



GDJL-1067A



GDJL-1068A



GDJL-3001A



GDJL-3002A




GDJL-3001E



GDJL-3001B



GDJL-3002B



GDJL-3003A



GDJL-3003B




GDJL-3001C



GDJL-3002D



GDJL-3003C




GDJL-3003D




GDJL-3001D



GDJL-3002E



GDJL-3003E



GDJL-3003F




GDJL-3001F



GDJL-3002F



GDJL-3002C



GDJL-3004A



GDJL-3005A



GDJL-3006A



GDJL-3005E




GDJL-3004B




GDJL-3005B




GDJL-3006B



GDJL-3006E




GDJL-3004C




GDJL-3005C




GDJL-3006C



GDJL-3006F



GDJL-3004F



GDJL-3005F



GDJL-3004E



GDJL-3004D



GDJL-3005D



GDJL-3006D



GDJL-3007A



GDJL-3009A



GDJL-3008A



GDJL-3008D



GDJL-3007B



GDJL-3009B



GDJL-3008B



GDJL-3007I



GDJL-3007C



GDJL-3009C



GDJL-3008C




GDJL-3007F



GDJL-3009D



GDJL-3007G



GDJL-3007H



GDJL-3007D



GDJL-3007E



GDJL-3010A



GDJL-3011A



GDJL-3012A



GDJL-3013A



GDJL-3010B



GDJL-3011B



GDJL-3012B



GDJL-3013B



GDJL-3010C



GDJL-3011C



GDJL-3013C



GDJL-3010D



GDJL-3012D




GDJL-3013D



GDJL-3011D



GDJL-3012C




GDJL-3014A




GDJL-3015A



GDJL-3016A




GDJL-3017



GDJL-3014B



GDJL-3015B



GDJL-3016B



GDJL-3018



GDJL-3015C



GDJL-3014C



GDJL-3016C



GDJL-3016D



GDJL-3016E



GDJL-3014D




GDJL-3015D



GDJL-3019



GDJL-3020A



GDJL-3021A



GDJL-3022A



GDJL-3023A




GDJL-3020B



GDJL-3021B




GDJL-3022B



GDJL-3023B




GDJL-3020C



GDJL-3021D



GDJL-3022C



GDJL-3023C




GDJL-3020D



GDJL-3021E



GDJL-3022E



GDJL-3023D













GDJL-3020E




GDJL-3021C




GDJL-3022D







GDJL-4022



GDJL-4023




GDJL-4024




GDJL-4025




GDJL-4026



GDJL-4027




GDJL-4028




GDJL-4029




GDJL-4030



GDJL-4031




GDJL-4032



GDJL-4033




GDJL-4034




GDJL-4035



GDJL-4036




GDJL-4037




GDJL-4038




GDJL-4039




GDJL-4047




GDJL-4048




GDJL-4049



GDJL-4050




GDJL-4051




GDJL-4052




GDJL-4053




GDJL-4054



GDJL-4055



GDJL-4056



GDJL-4057



GDJL-4061



GDJL-4062



GDJL-4063



GDJL-4064



GDJL-4066




GDJL-4067



GDJL-4068




GDJL-4069



GDJL-4072



GDJL-4073



GDJL-4074



GDJL-7001



GDJL-7005



GDJL-7009



GDJL-7002



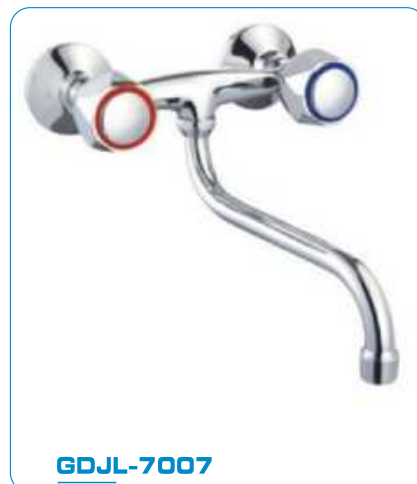
GDJL-7006



GDJL-7010



GDJL-7003




GDJL-7007



GDJL-7011



GDJL-7004



GDJL-7008



GDJL-7012




GDJL-7013



GDJL-7014



GDJL-7015



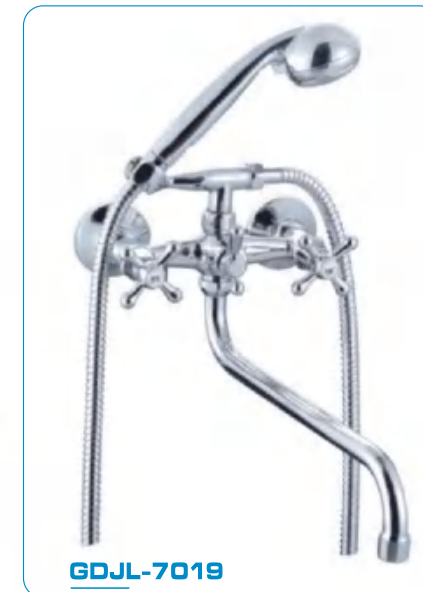
GDJL-7016




GDJL-7017




GDJL-7018




GDJL-7019




GDJL-7020



GDJL-7021



GDJL-7022




GDJL-7023



GDJL-7024



GDJL-7025



GDJL-7026



GDJL-7027



GDJL-7028



GDJL-7029



GDJL-7030



GDJL-7031



GDJL-7032



GDJL-7033



GDJL-7034



GDJL-7035



GDJL-7036



GDJL-7037



GDJL-7041




GDJL-7038



GDJL-7039



GDJL-7040



GDJL-8007




GDJL-8002



GDJL-8003



GDJL-8004



GDJL-8005



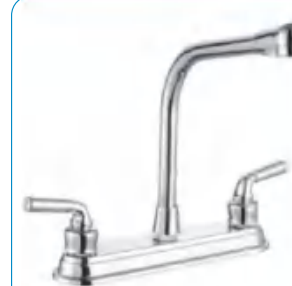
GDJL-8006



GDJL-8008



GDJL-8009



GDJL-8010




GDJL-8011



GDJL-8012



GDJL-8014



GDJL-8015




GDJL-8016



GDJL-8017



GDJL-8018




GDJL-8019





GDJL-8020



GDJL-8021



GDJL-8022









GDHA01A



GDHA02A



GDHA03A



GDHA04A




GDHA05A



GDHB01B
15" X 15" X 6"



GDHB02B
30.7" X 18.9" X 6" (78 X 48 15.25 CMS.)




GDHB03B
(80 X 50 X 15 CMS.) 31.5" X 19.6" X 5.9"



GDHB04B
19" X 19" X 6"



GDHB05B
33" X 22" X 6" (84 X 56 X 15.25 CMS.)




GDHB06B
(100 X 50 X 15 CMS.) 39.3" X 19.6" X 5.9"



GDHB07B
25" X 22" X 6"



GDHB08B
33" X 19" X 6" (84 X 48.2 X 15.25 CMS.)



GDHB09B
47.27" X 19.68" X 6" (120 X 50 X 15.25 CMS.)



GDHC01C



GDHC02C



GDZA101
1 1/2x40 Basin drainer



GDZA101A
1 1/2x40 Basin drainer



GDZA101C
1 1/2x40 Basin drainer



GDZA101D
1 1/2x40 Basin drainer



GDZA101E
1 1/2x40 Basin drainer



GDZA102
1 1/4x32 Basin drainer



GDZA102A
1 1/4x40 Basin drainer



GDZA102B
1 1/2x32 Basin drainer



GDZA103
1 1/2 Basin drainer



GDZA104
1 1/2 Shower tray waste



GDZA104B
1 1/2 Shower tray waste



GDZA105
1 1/2x38 Basin drainer
1 1/4x38 Basin drainer



GDZA105A
7/8x38 Basin drainer



GDZA106
1 1/2 Basin drainer



GDZA106B
1 1/2 Basin drainer




GDZA101
1 1/2 3-way drainer



GDZA107A
1 1/2 2-way drainer




GDZA108
1 1/2 4-way drainer




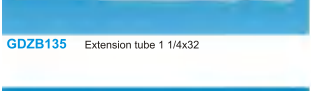

GDZA109
1 1/2 wash tub sewer







GDZA110
1 1/2x40 U-sewer telescopic tube














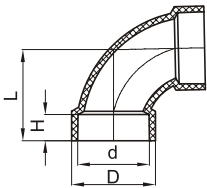


DWV Pipes & Fittings



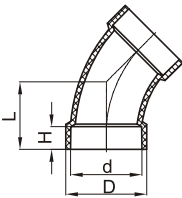
Schedule 40

Size \ Nom	D	E	Part Number
1-1 1/4"	42.16	3.85	DA01125
1-1 1/2"	48.26	3.95	DA01150
2"	60.32	4.15	DA01200
3"	88.9	5.85	DA01300
4"	114.3	6.35	DA01400
5"	141.3	7	DA01500
6"	168.28	7.6	DA01600



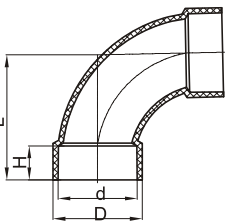
DWV ASTM 2665 90 Deg Elbow

Nom Size	D	d	H	L	Part Number
1 1/2"	56.76	48.63	17.7	61.7	DA02150
2"	68.8	60.71	19.3	78.3	DA02200
3"	100.73	89.41	38.3	116.3	DA02300
4"	127.7	114.8	44.7	142.7	DA02400



DWV ASTM 2665 45 Deg Elbow

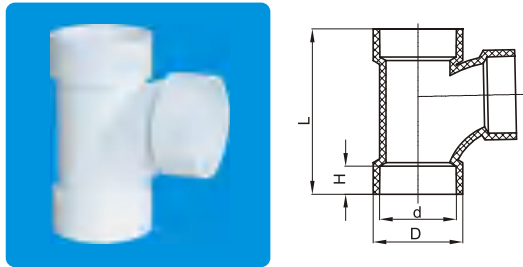
Nom Size	D	d	H	L	Part Number
1 1/2"	56.76	48.63	17.7	46.7	DA03150
2"	68.8	60.71	19.3	57.3	DA03200
3"	100.73	89.41	38.3	82.3	DA03300
4"	127.7	114.8	44.7	100.7	DA03400



DWV ASTM 2665 90Deg Long Bend

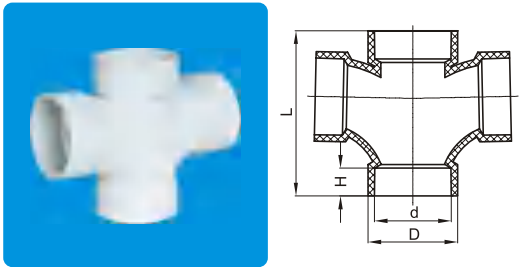
Nom Size	D	d	H	L	Part Number
1 1/2"	56.76	48.63	17.7	61.7	DA04150
2"	68.8	60.71	19.3	102.5	DA04200
3"	100.73	89.41	38.3	141.3	DA04300
4"	127.7	114.8	44.7	169.7	DA04400

(ASTM-D-1785 ASTM-D-2665)



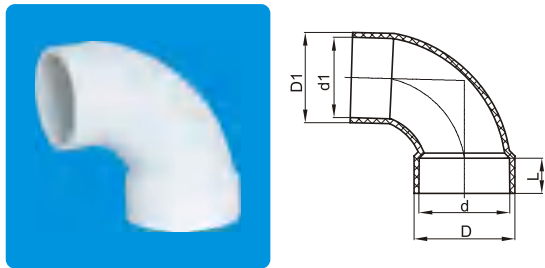
DWV ASTM 2665 Tee

Nom Size	D	d	H	L	Part Number
1 1/2"	56.76	48.63	17.7	104.4	DA05150
2"	68.8	60.71	19.3	132.6	DA05200
3"	100.73	89.41	38.3	200.6	DA05300
4"	127.7	114.8	44.7	244.4	DA05400



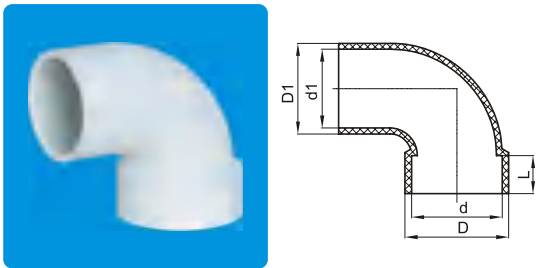
DWV ASTM 2665 Cross Tee

Nom Size	D	d	H	L	Part Number
1 1/2"	56.76	48.63	17.7	104.4	DA06150
2"	68.8	60.71	19.3	132.6	DA06200
3"	100.73	89.41	38.3	200.6	DA06300
4"	127.7	114.8	44.7	244.4	DA06400



DWV ASTM 2665 90Deg Street Elbow 1

Nom Size	d	d1	D	D1	L	Part Number
1 1/2"	48.63	39.86	56.76	48.26	17.7	DA07150
2"	60.71	52.7	68.8	60.32	19.3	DA07200
3"	89.41	73	100.73	88.9	38.3	DA07300
4"	114.8	101.2	127.7	114.3	44.7	DA07400

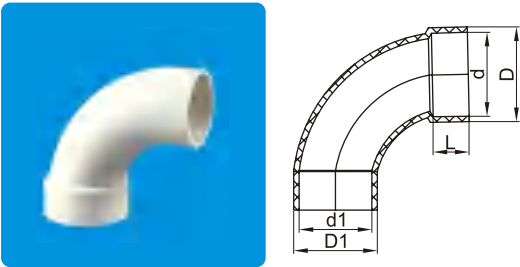


DWV ASTM 2665 90Deg Street Elbow 2

Nom Size	d	d1	D	D1	L	Part Number
2"	60.63	52.49	68.92	60.32	25.4	DA08200

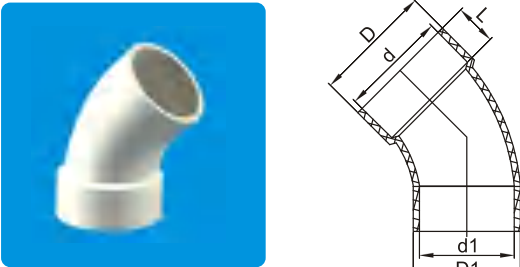


DWV ASTM 2665 U-Trap



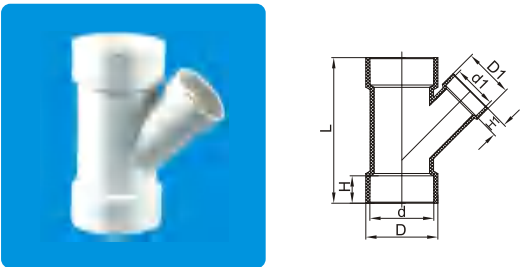
DWV ASTM 2665 90Deg Long Sweep Street Bend

Nom Size	d	d1	D	D1	L	Part Number
1 1/2"	48.63	39.86	56.76	48.26	17.7	DA09150
2"	60.71	52.3	68.8	60.32	19.3	DA09200
3"	89.41	77.3	100.73	88.9	38.3	DA09300
4"	114.8	101.2	127.7	114.3	44.7	DA09400




DWV ASTM 2665 45Deg Street Elbow

Nom Size	d	d1	D	D1	L	Part Number
1 1/2"	48.63	39.86	56.76	48.26	17.7	DA10150
2"	60.71	52.3	68.8	60.32	19.3	DA10200
3"	89.41	77.3	100.73	88.9	38.3	DA10300
4"	114.8	101.2	127.7	114.3	44.7	DA10400



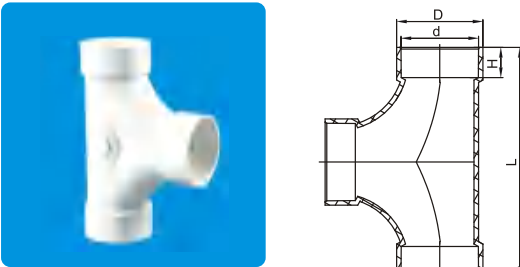
DWV ASTM 2665 Reducing Wye

Nom Size	D	d	H	L	D1	d1	H1	Part Number
3"x2"	100.73	89.41	38.3	203.6	68.83	60.71	19.3	DA11200



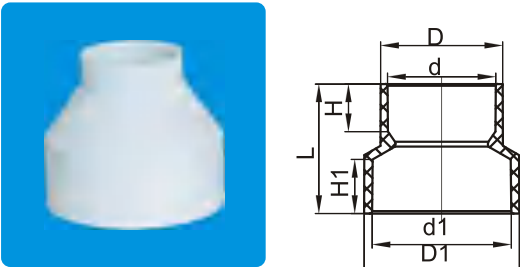
DWV ASTM 2665 Wye

Nom Size	D	d	H	L	Part Number
1 1/2"	56.76	48.63	17.7	137.4	DA12150
2"	68.83	60.71	19.3	165.6	DA12200
3"	100.73	89.41	38.3	244.6	DA12300
4"	127.7	114.8	44.7	299.4	DA12400



DWV ASTM 2665 Two Way Cleanout Tee

Nom Size	D	d	H	L	Part Number
3"	100.73	89.41	38.3	282.8	DA13300
4"	127.7	114.8	44.7	339.1	DA13400



DWV ASTM 2665 Reduce Socket

Nom Size	D	d	H	D1	d1	H1	L	Part Number
3"x2"	68.8	60.7	19.3	100.73	89.41	38.3	97.1	DA14200
3"x4"	100.73	89.41	38.3	127.7	114.8	44.7	107	DA14400

(ASTM-D-1785 ASTM-D-2665)



Drainage Pipe

Size(mm)	Part Number
Φ 50×2.0	DC63050
Φ 75×2.3	DC63075
Φ 110×3.2	DC63110
Φ 160×4.0	DC63160
Φ 200×5.0	DC63200



Hollow Pipe

Size(mm)	Part Number
Φ 50	DC02050
Φ 75	DC02075
Φ 110	DC02110
Φ 160	DC02160
Φ 200	DC02200



Spiral Pipe

Size(mm)	Part Number
Φ 75	DC03075
Φ 110	DC03110
Φ 160	DC03160
Φ 200	DC03200



Hollow Spiral Pipe

Size(mm)	Part Number
Φ 50	DC04050
Φ 75	DC04075
Φ 110	DC04110
Φ 160	DC04160
Φ 200	DC04200



Coupling

Size(mm)	Part Number
Φ 50	DC64050
Φ 75	DC64075
Φ 110	DC64110
Φ 160	DC64160
Φ 200	DC64200



Reducing Bushing

Size(mm)	Part Number
Φ 50	DC65075
Φ 75	DC65050
Φ 110	DC65110
Φ 160	DC65160
Φ 200	DC65200



90° Elbow

Size(mm)	Part Number
Φ 50	DC66050
Φ 75	DC66075
Φ 110	DC66110
Φ 160	DC66160
Φ 200	DC66200



90°Elbow With Inspection Port


Size(mm)	Part Number
Φ 50	DC67050
Φ 75	DC67075
Φ 110	DC67110
Φ 160	DC67160

(GB/T 5836.1—2006 GB/T 5836.2—2006)




Reducing Downstream Tee

Size(mm)	Part Number
Φ 75×50	DC69075
Φ 110×50	DC69050
Φ 110×75	DC69110
Φ 160×110	DC69160
Φ 200×160	DC69200



45°Elbow

Size(mm)	Part Number
Φ 50	DC70050
Φ 75	DC70075
Φ 110	DC70110
Φ 160	DC70160
Φ 200	DC70200



P-Trap with Inspection Port

Size(mm)	Part Number
Φ 50	DC71050
Φ 75	DC71075
Φ 110	DC71110
Φ 160	DC71160



Lift Trap

Size(mm)	Part Number
Φ 50	DC72050
Φ 75	DC72075
Φ 110	DC72110
Φ 160	DC72160




Tee With Inspection Port

Size(mm)	Part Number
Φ 50	DC73050
Φ 75	DC73075
Φ 110	DC73110
Φ 160	DC73160
Φ 200	DC73200



Downstream Tee

Size(mm)	Part Number
Φ 50	DC68050
Φ 75	DC68075
Φ 110	DC68110
Φ 160	DC68160
Φ 200	DC68200



Wye

Size(mm)	Part Number
Φ 50	DC74050
Φ 75	DC74075
Φ 110	DC74110
Φ 160	DC74160



Reducing Wye

Size(mm)	Part Number
Φ 50	DC75075
Φ 75	DC75050
Φ 110	DC75110
Φ 160	DC75160



Slip Joint


Size(mm)	Part Number
Φ 75×50	DC75075
Φ 110×50	DC75050
Φ 110×75	DC75110
Φ 160×110	DC75160



Cross Tee

Size(mm)	Part Number
Φ 50	DC77050
Φ 75	DC77075
Φ 110	DC77110
Φ 160	DC77160

(GB/T 5836.1—2006 GB/T 5836.2—2006)



Banded Slip Joint

Size(mm)	Part Number
Φ 50	DC25050
Φ 75	DC25075
Φ 110	DC25110
Φ 160	DC25160



Square Bucket

Size(mm)	Part Number
Φ 110X75	DC27110




U-Trap

Size(mm)	Part Number
Φ 50	DC79050
Φ 75	DC79075
Φ 110	Dc79110



Pipe Plug

Size(mm)	Part Number
Φ 50	DC30050



Access Plug with Threaded Cap

Size(mm)	Part Number
Φ 50	DC31050
Φ 75	DC31075
Φ 110	DC31110
Φ 160	DC31160



S-Trap with Inspection Port

Size(mm)	Part Number
Φ 50	DC86050
Φ 75	DC86075
Φ 110	DC86110



H-Pipe Element

Size(mm)	Part Number
Φ 110X110	DC80110
Φ 75X75	DC80075
Φ 110X75	DC80050




Flush Toilet Connecting

Size(mm)	Part Number
Φ 110	DC33110



Tridimensional Fourway

Size(mm)	Part Number
Φ 75	DC34075
Φ 110	DC34110
Φ 110X75	DC34117



Skew Fourway

Size(mm)	Part Number
Φ 110	DC35110

(GB/T 5836.1—2006 GB/T 5836.2—2006)



Leakproof Pipe Sleeve

Size(mm)	Part Number
Φ 50	DC38050
Φ 75	DC38075
Φ 110	DC38110
Φ 160	DC38160




Pipe Clamp

Size(mm)	Part Number
Φ 75	DC81050
Φ 110	DC81075
Φ 160	DC81110
Φ 200	DC81160



Spiral Soundproofing Tee

Size(mm)	Part Number
Φ 110X110	DC51110
Φ 110X75	DC51075
Φ 110X50	DC51050



Glue

Size(mm)	Part Number
500g	DC56500
250g	DC56250



Vent Cap

Size(mm)	Part Number
Φ 50	DC36050
Φ 75	DC36075
Φ 110	DC36110
Φ 160	DC36160




Square(Type II) Floor Trap

Size(mm)	Part Number
Φ 110	DC45110



Lengthen Water String (Type of Floor Trap)

Size(mm)	Part Number
Φ 110X110	DC54110



Bracket

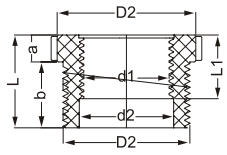
Size(mm)	Part Number
110	DC55110
160	DC55160

(GB/T 5836.1—2006 GB/T 5836.2—2006)

Bs Standard Thread Pipe And Fittings



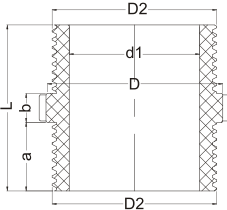
Female And Male Adapter



Nom Size	d1	D1	D2	d2	L	L1	a	b	Part Number
3/4"x1/2"	3/4"	1/2"	Φ 29	Φ 18.5	26	16.5	8	18	BS02001
1"x1/2"	1"	1/2"	Φ 35	Φ 23	31	18	9	22	BS02002
1"x3/4"	1"	3/4"	Φ 35	Φ 23	31	18	9	22	BS02003
1-1/4"x3/4"	3/4"	1-1/4"	Φ 46.3	Φ 31.5	30	18	7	23	BS02004
1-1/4"x1"	1"	1-1/4"	Φ 46.3	Φ 31.5	30	22	7	23	BS02005
1-1/2"x3/4"	3/4"	1-1/2"	Φ 53	Φ 37	32	17	8	24	BS02006
1-1/2"x1"	1"	1-1/2"	Φ 53	Φ 37	32	21	8	24	BS02007
1-1/2"x1-1/4"									BS02008
2"x1"									BS02009
2"x1-1/4"									BS02010
2"x1-1/2"	1-1/2"	2"	Φ 65	Φ 50	36	24	10	26	BS02011



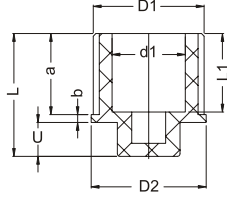
Male Coupling



Nom Size	d1	D2	D	a	b	L	Part Number
1/2"	Φ 14	1/2"	Φ 26	16.5	7	40	BS06050
3/4"	Φ 18.8	3/4"	Φ 31	18	8	44	BS06075
1"	Φ 23	1"	Φ 38	22	10	54	BS06100
1-1/4"	Φ 31.5	1-1/4"	Φ 43.3	23	8	54	BS06125
1-1/2"	Φ 36.5	1-1/2"	Φ 52.6	24	8	56	BS06150
2"	Φ 47.5	2"	Φ 64.4	26	8.5	60.5	BS06200



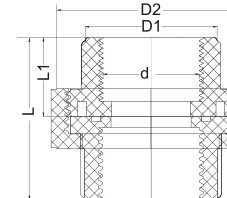
Male Plug



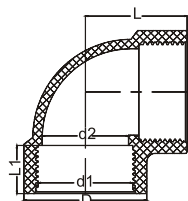

Nom Size	D1	d1	L	L1	a	b	D2	C	Part Number
1/2"	1/2"	Φ 14	23.5	15	15	1.5	Φ 22	7	BS04050
3/4"	3/4"	Φ 18.8	26.5	17	17	2	Φ 27	7.5	BS04075
1"	1"	Φ 23	32.5	21	21	2.5	Φ 31.8	9	BS04100
1-1/4"	1-1/4"	Φ 31.5	36	23	23	3	Φ 42.9	10	BS04125
1-1/2"	1-1/2"	Φ 36.5	39	24	24	3.5	Φ 49.6	11.5	BS04150
2"	2"	Φ 47.5	42	26	26	4	Φ 60.6	12	BS04200



Female Union

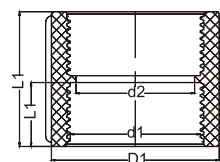


Nom Size	d	D1	D2	L1	L	Part Number
1/2"	1/2"	Φ 30.9	Φ 49.5	18.5	45	BS08050
3/4"	3/4"	Φ 35.5	Φ 56.6	20	47	BS08075
1"	1"	Φ 43	Φ 65	22	54	BS08100
1-1/4"	1-1/4"	Φ 53.4	Φ 79.4	23	58	BS08125
1-1/2"	1-1/2"	Φ 60.2	Φ 94.3	24	60	BS08150
2"	2"	Φ 74	Φ 106.4	26	66	BS08200



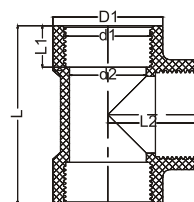
Female Elbow

Nom Size	d	d2	D1	L	L1	Part Number
1/2"	1/2"	Φ 16	Φ 29.5	28.2	17	BS03050
3/4"	3/4"	Φ 20.9	Φ 36	31.8	18	BS03075
1"	1"	Φ 26.5	Φ 43.8	37.1	20	BS03100
1-1/4"	1-1/4"	Φ 34.4	Φ 54.6	47	25	BS03125
1-1/2"	1-1/2"	Φ 40.2	Φ 60.4	48	24	BS03150
2"	2"	Φ 52	Φ 74	61.2	29	BS03200
2-1/2"	2-1/2"					BS03250
3"	3"	Φ 80	Φ 105	80	32	BS03300
4"	4"	Φ 102.7	Φ 132.7	102.7	41	BS03400



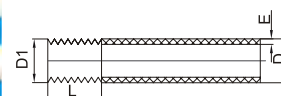
Female Coupling

Nom Size	d	d2	D1	L	L1	Part Number
1/2"	1/2"	Φ 17	Φ 29.5	36	17	BS05050
3/4"	3/4"	Φ 21.9	Φ 36	40	19	BS05075
1"	1"	Φ 27.5	Φ 43.8	43	20	BS05100
1-1/4"	1-1/4"	Φ 34.4	Φ 53.4	53	25	BS05125
1-1/2"	1-1/2"	Φ 40.2	Φ 60.8	56	26.5	BS05150
2"	2"	Φ 52	Φ 74.2	59	28	BS05200
2-1/2"	2-1/2"					BS05250
3"	3"					BS05300
4"	4"					BS05400



Female Tee

Nom Size	d1	d2	D1	L	L1	L2	Part Number
1/2"	1/2"	Φ 16	Φ 29.5	55.3	17	28.2	BS07050
3/4"	3/4"	Φ 20.9	Φ 36	63	19	31.8	BS07075
1"	1"	Φ 26.5	Φ 43.8	74.3	20	37.1	BS07100
1-1/4"	1-1/4"	Φ 34.4	Φ 53.4	94	25	22	BS07125
1-1/2"	1-1/2"	Φ 40.2	Φ 60.2	99	23.5	26	BS07150
2"	2"	Φ 52	Φ 74.4	120	28	32	BS07200
2-1/2"	2-1/2"						BS07250
3"	3"						BS07300
4"	4"						BS07400



BS Standard Thread Pipe

Nom Size	D	E	d1	L	Part Number
1/2"	21.34	2.8~3.3	1/2"	15	BS01050
3/4"	26.67	2.9~3.4	3/4"	18	BS01075
1"	33.4	3.4~4.0	1"	20	BS01100
1-1/4"	42.16	3.7~4.0	1-1/4"		BS01125
1-1/2"	48.26	3.8~4.1	1-1/2"		BS01150
2"	60.32	3.9~4.5	2"		BS01200

Water Supply

(GB/T 10002.1—2006 GB/T10002.2—2003)





Pressure Pipe

Nominal Pressure	Size(mm)	Part Number
1.6Mpa	Φ 20	PC01020
1.6Mpa	Φ 25	PC01032
1.25Mpa	Φ 32	PC02032
1.0Mpa	Φ 40	PC03040
1.0Mpa	Φ 50	PC03050
1.0Mpa	Φ 63	PC03063
1.0Mpa	Φ 75	PC03075
1.0Mpa	Φ 90	PC03090
1.0Mpa	Φ 110	PC03110
1.0Mpa	Φ 160	PC03160
0.63Mpa	Φ 20	PC04020
0.63Mpa	Φ 25	PC04025
0.63Mpa	Φ 32	PC04032
0.63Mpa	Φ 40	PC04040
0.63Mpa	Φ 50	PC04050
0.63Mpa	Φ 63	PC04063
0.63Mpa	Φ 75	PC04075
0.63Mpa	Φ 90	PC04090
0.63Mpa	Φ 110	PC04110



Reducer

Size(mm)	Part Number
Φ 25×20	PC10025
Φ 32×20	PC10032
Φ 32×25	PC10033
Φ 40×20	PC10040
Φ 40×25	PC10041
Φ 40×32	PC10042
Φ 50×20	PC10050
Φ 50×25	PC10051
Φ 50×32	PC10052
Φ 50×40	PC10053
Φ 63×25	PC10063
Φ 63×32	PC10064
Φ 63×40	PC10065
Φ 63×50	PC10066
Φ 75×32	PC10075
Φ 75×40	PC10076
Φ 75×50	PC10077
Φ 75×63	PC10078
Φ 90×32	PC10090
Φ 90×63	PC10091
Φ 90×75	PC10092
Φ 110×90	PC10110



90°Elbow

Size(mm)	Part Number
Φ 20	PC11020
Φ 25	PC11025
Φ 32	PC11032
Φ 40	PC11040
Φ 50	PC11050
Φ 63	PC11063
Φ 75	PC11075
Φ 90	PC11090
Φ 110	PC11110



Reducing Tee

Size(mm)	Part Number
Φ 25×20	PC12025
Φ 32×20	PC12032
Φ 32×25	PC12033
Φ 40×20	PC12040
Φ 40×25	PC12041
Φ 40×32	PC12042
Φ 50×20	PC12050
Φ 50×25	PC12051
Φ 50×32	PC12052
Φ 50×40	PC12053
Φ 63×25	PC12063
Φ 63×32	PC12064
Φ 63×40	PC12065



Female Adaptor

Size(mm)	Part Number
Φ 20×1/2"	PC16020
Φ 25×3/4"	PC16025
Φ 32×1"	PC16032
Φ 40×1 1/2"	PC16040
Φ 50×1 1/2"	PC16050
Φ 63×2"	PC16063



Socket

Size(mm)	Part Number
Φ 20	PC14020
Φ 25	PC14025
Φ 32	PC14032
Φ 40	PC14040
Φ 50	PC14050
Φ 63	PC14063
Φ 75	PC14075
Φ 90	PC14090
Φ 110	PC14110

(GB/T 10002.1—2006 GB/T10002.2—2003)



Tee

Size(mm)	Part Number
Φ 20	PC13020
Φ 25	PC13025
Φ 32	PC13032
Φ 40	PC13040
Φ 50	PC13050
Φ 63	PC13063
Φ 75	PC13075
Φ 90	PC13090
Φ 110	PC13110




Male Adaptor

Size(mm)	Part Number
Φ 20×1/2"	PC18020
Φ 25×3/4"	PC18025
Φ 32×1"	PC18032
Φ 40×1 1/2"	PC18040
Φ 50×1 1/2"	PC18050
Φ 63×2"	PC18063



Female Branch Tee

Size(mm)	Part Number
Φ 20×1/2"	PC19020
Φ 25×3/4"	PC19025



Mounting Flange

Size(mm)	Part Number
Φ 75	PC26075
Φ 90	PC26090



Ball Valve

Size(mm)	Part Number
Φ 20	PC28020
Φ 25	PC28025
Φ 32	PC28032
Φ 40	PC28040
Φ 50	PC28050
Φ 63	PC28063



Ball Valve

Size(mm)	Part Number
Φ 20	PC28020
Φ 25	PC28025
Φ 32	PC28032
Φ 40	PC28040
Φ 50	PC28050
Φ 63	PC28063



Union Joint

Size(mm)	Part Number
Φ 20	PC24020
Φ 25	PC24025
Φ 32	PC24032
Φ 40	PC24040
Φ 50	PC24050
Φ 63	PC24063
Φ 75	PC24075
Φ 90	PC24090
Φ 110	PC24110



Union Joint

Size(mm)	Part Number
Φ 20	PC24020
Φ 25	PC24025
Φ 32	PC24032
Φ 40	PC24040
Φ 50	PC24050
Φ 63	PC24063
Φ 75	PC24075
Φ 90	PC24090
Φ 110	PC24110

(GB/T 10002.1—2006 GB/T10002.2—2003)



45°Elbow

Size(mm)	Part Number
Φ 20	PC20020
Φ 25	PC20025
Φ 32	PC20032
Φ 40	PC20040
Φ 50	PC20050
Φ 63	PC20063
Φ 75	PC20075
Φ 90	PC20090
Φ 110	PC20110



Female 90 deg Elbow

Size(mm)	Part Number
Φ 20×1/2"	PC27020
Φ 25×3/4"	PC27026



End Cap

Size(mm)	Part Number
Φ 20	PC25020
Φ 25	PC25025
Φ 32	PC25032
Φ 40	PC25040
Φ 50	PC25050
Φ 63	PC25063
Φ 75	PC25075



Glue

Size(mm)	Part Number
100g	PC29100
300g	PC29300
500g	PC29500

(GB/T 10002.1—2006 GB/T10002.2—2003)

Pvc Urinal Screen Mat

◆ Air Fresh , Keep Tolient Clean



Water Supply Pressure Pipes

(AS/NZS 1477:1999)



AS/NZS 1477 PVC PRESSURE PIPES

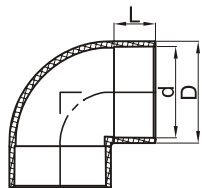
Size	Nom	Outside Diamete	Wall Thickness		Part Number
			PN12	PN15	
15		21.2-21.5	1.4-1.7	1.4-1.7	ASP01015
20		26.6-26.9	1.4-1.7	1.7-2.1	ASP01020
25		33.4-33.7	1.7-2.1	2.1-2.5	ASP01025
32		42.1-42.4	2.2-2.6	2.7-3.2	ASP01032
40		48.1-48.4	2.5-3.0	3.1-3.6	ASP01040
50		60.2-60.5	3.1-3.6	3.8-4.4	ASP01050
65		75.2-75.5	3.9-4.5	4.8-5.5	ASP01065
80		88.7-89.1	4.6-5.3	5.7-6.5	ASP01080
100		114.1-114.5	5.9-6.7	7.3-8.2	ASP01100
125		140.0-140.4	7.2-8.1	8.9-10.0	ASP01125
150		160.0-160.5	8.3-9.3	10.2-11.4	ASP01150
175		200.0-200.5	9.3-10.4	11.5-12.8	ASP01175
200		225.0-225.6	10.5-11.7	12.9-14.4	ASP01200
225		250.0-250.7	11.6-13.0	14.4-16.0	ASP01225

Water Supply



Schedule 40

Size	Nom	D(MM)	E(MM)	Part Number
1/2"		21.3	3.0	PA01050
3/4"		26.6	3.1	PA01075
1"		33.4	3.6	PA01100
1-1/4"		42.1	3.8	PA01125
1-1/2"		48.2	3.9	PA01150
2"		60.3	4.1	PA01200
3"		88.9	5.8	PA01300
4"		114.6	6.3	PA01400
5"		141.3	7.0	PA01500
6"		168.2	7.6	PA01600



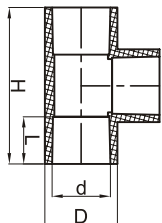

90°Elbow

Size	Nom	D	d	L	Part Number
1/2"		27.5	21.5	17.6	PA10050
3/4"		32.8	26.8	18.6	PA10075
1"		40.8	33.6	22.2	PA10100
1 1/4"		49.8	42.4	24.0	PA10125
1 1/2"		56.3	48.5	27.9	PA10150
2"		68.6	60.6	29.6	PA10200
3"		100.9	89.3	48.1	PA10300
4"		127.3	114.7	54.3	PA10400



Schedule 80

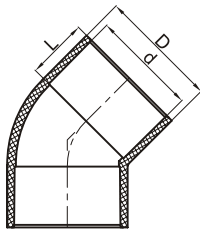
Size	Nom	D(MM)	E(MM)	Part Number
1/2"		21.3	4.0	PA02050
3/4"		26.6	4.2	PA02075
1"		33.4	4.9	PA02100
1-1/4"		42.1	5.2	PA02125
1-1/2"		48.2	5.4	PA02150
2"		60.3	5.8	PA02200
3"		88.9	8.0	PA02300
4"		114.6	9.1	PA02400
5"		141.3	10.1	PA02500
6"		168.2	11.7	PA02600



TEE

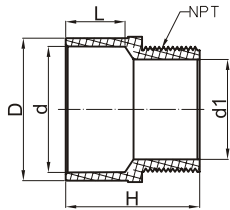
Size	Nom	D	d	L	H	Part Number
1/2"		27.5	21.5	17.6	61.3	PA16050
3/4"		32.8	26.8	18.6	66.4	PA16075
1"		40.8	33.6	22.2	79.7	PA16100
1 1/4"		49.8	42.4	24.0	92.4	PA16125
1 1/2"		56.3	48.5	27.9	107.5	PA16150
2"		68.6	60.6	29.6	122.6	PA16200
3"		100.9	89.3	48.1	190.0	PA16300
4"		127.3	114.7	54.3	230.5	PA16400

(ASTM-D-1785 ASTM-D-2466)



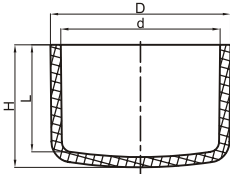
45°Elbow

Nom Size	D	d	L	Part Number
1/2"	27.5	21.5	17.6	PA11050
3/4"	32.8	26.8	18.6	PA11075
1"	40.8	33.6	22.2	PA11100
1 1/4"	49.8	42.4	24.0	PA11125
1 1/2"	56.3	48.5	27.9	PA11150
2"	68.6	60.6	29.6	PA11200



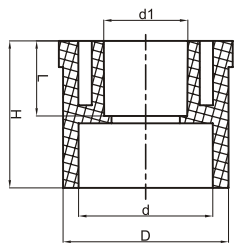
Male Adaptor

Nom Size	D	d	d1	L	H	NPT	Part Number
1/2"	27.5	21.5	11.2	18.3	44.4	14.0	PA13050
3/4"	32.8	26.8	14.4	19.2	49.6	14.0	PA13075
1"	40.8	33.6	20.2	23.3	56.5	11.5	PA13100
1 1/4"	49.8	42.4	28.0	24.5	59.2	11.5	PA13125
1 1/2"	56.3	48.5	34.8	28.8	64.2	11.5	PA13150
2"	68.6	60.6	45.1	30.0	69.9	11.5	PA13200
3"	100.9	89.3	70.7	48.0	94.8	8.0	PA13300
4"	127.3	114.7	94.9	54.0	103.8	8.0	PA13400



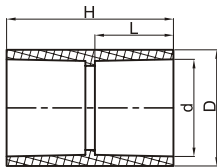

Cap

Nom Size	D	d	L	H	Part Number
1/2"	27.5	21.5	17.6	23.4	PA14050
3/4"	32.8	26.8	18.9	24.0	PA14075
1"	40.8	33.6	23.4	28.0	PA14100
1 1/4"	49.8	42.4	24.4	31.0	PA14125
1 1/2"	56.3	48.5	28.5	34.9	PA14150
2"	68.6	60.6	29.7	36.7	PA14200
3"	100.9	89.3	49.5	57.2	PA14300
4"	127.3	114.7	54.0	61.6	PA14400



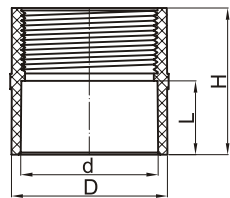
Reducing Bushing

Nom Size	D	d	d1	L	H	Part Number
1 1/4" x 1/2"	42.1	34.3	21.5	19.2	37.6	PA18004
1 1/4" x 3/4"	42.1	32.9	26.8	24.6	36.9	PA18005
1 1/2" x 1/2"	48.2	40.1	21.5	19.7	42.2	PA18007
1 1/2" x 3/4"	48.2	40.2	26.8	20.5	42.2	PA18008
2" x 1/2"	60.3	51.4	21.5	19.5	43.3	PA18011
2" x 3/4"	60.3	51.4	26.8	19.5	43.3	PA18012
2 1/2" x 1 1/2"	73.0	61.6	48.5	33.2	55.5	PA18018



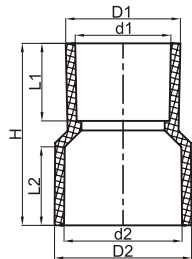
Socket

Nom Size	D	d	L	H	Part Number
1/2"	27.5	21.5	17.6	37.8	PA15050
3/4"	32.8	26.8	18.6	39.7	PA15075
1"	40.8	33.6	22.2	47.6	PA15100
1 1/4"	49.8	42.4	24.0	50.9	PA15125
1 1/2"	56.3	48.5	27.9	58.6	PA15150
2"	68.6	60.6	29.6	61.6	PA15200
3"	100.9	89.3	48.1	101.0	PA15300
4"	127.3	114.7	54.3	113.4	PA15400



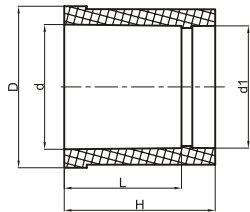
Female Adaptor

Nom Size	D	d	L	H	NPT	Part Number
1/2"	27.5	21.5	18.3	40.8	14.0	PA12050
3/4"	32.9	26.8	19.2	44.3	14.0	PA12075
1"	40.7	33.6	23.0	51.6	11.5	PA12100
1 1/4"	49.7	42.4	24.5	54.1	11.5	PA12125
1 1/2"	56.3	48.5	28.8	59.6	11.5	PA12150
2"	68.9	60.6	30.0	62.3	11.5	PA12200
3"	101.5	89.3	48.0	95.4	8.0	PA12300
4"	128.1	114.7	54.0	103.3	8.0	PA12400



Reducing coupling

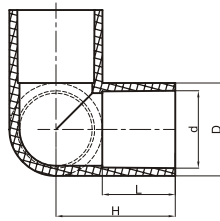
Nom Size	d1	D1	L1	d2	D2	L2	H	Part Number
3/4" x 1/2"	21.5	27.5	17.6	26.8	32.8	18.6	64.6	PA17001
1" x 3/4"	26.7	33.5	26.0	33.6	40.0	27.8	90.9	PA17003
2" x 1 1/2"	48.4	56.6	34.0	60.6	69.0	40.0		PA17015



Reducing Bushing

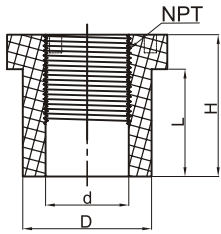
Nom Size	D	d	d1	L	H	Part Number
3/4" x 1/2"	26.6	21.2	21.5	19.0	27.2	PA18001
1" x 1/2"	33.3	26.5	21.5	18.8	32.2	PA18002
1" x 3/4"	33.4	26.2	26.8	25.1	32.3	PA18003
1 1/4" x 1"	42.1	34.2	33.6	26.0	37.2	PA18006
1 1/2" x 1 1/4"	48.2	40.3	42.4	31.7	38.2	PA18010
2" x 1 1/2"	60.3	52.1	48.5	32.8	39.6	PA18014

(ASTM-D-1785 ASTM-D-2466)



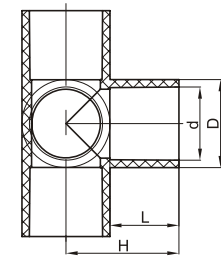
3 Way Elbow

Nom Size	D	d	L	H	Part Number
3/4"	32.8	26.8	25.5	40.9	PA20075
1"	40.8	33.6	31.8	52.0	PA20100
1 1/4"	49.8	42.4	38.0	61.2	PA20125



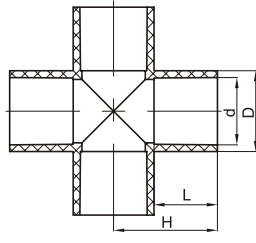
Reducer Bushing SPGxFPT

Nom Size	D	d	L	H	NPT	Part Number
1/2**3/8"	21.3	13.8	17.8	23.5	3/8	PA19000
3/4**1/2"	26.6	20.3	25.6	30.7	1/2	PA19001
1**1/2"	33.3	24.5	28.0	34.1	1/2	PA19002
1**3/4"	33.3	24.5	28.9	35.0	3/4	PA19003



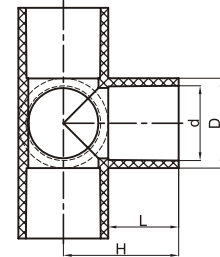
5Way Connector

Nom Size	D	d	L	H	Part Number
1/2"	27.2	21.54	21.5	34.4	PA23050
3/4"	32.8	26.87	25.5	40.9	PA23075
1"	40.5	33.66	31.8	52.0	PA23100



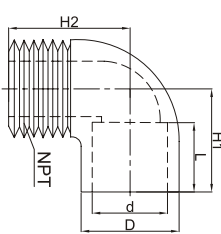
Cross Way Connector

Nom Size	D	d	L	H	Part Number
3/4"	32.8	26.8	25.5	40.9	PA24075



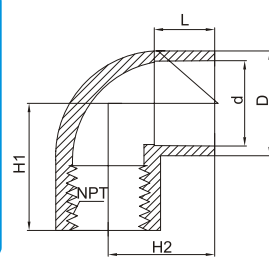
4 Way Connector

Nom Size	D	d	L	H	Part Number
3/4"	32.8	26.8	25.5	40.9	PA21075
1"	40.8	33.6	31.8	52.0	PA21100
1 1/4"	49.8	42.4	38.0	61.2	PA21125



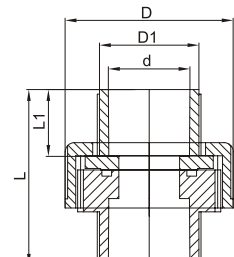
90°Elbow Male

Nom Size	D	d	L	H1	H2	NPT	Part Number
1/2"	27.3	21.5	19.8	37.3	34.1	1/2"	PA22050
3/4"	33.3	26.8	25.4	37.3	38.9	3/4"	PA22075



90° Elbow Female

Nom Size	D	d	L	H1	H2	NPT	Part Number
1/2"	27.3	21.5	18	32.7	30.9	1/2"	PA26050
3/4"	33.3	26.8	19	40.0	33.5	3/4"	PA26075
1"	40.3	33.6	22.3	43.4	39.6	1"	PA26100



Union

Nom Size	D	D1	d	L	L1	Part Number
1/2"	47.5	27.5	21.54	57.9	22	PA25050
3/4"	55.4	32.8	26.87	57.9	22	PA25075
2"	89.9	68.6	60.63	79.2	31	PA25200

PPR Pipes & Fittings



PN1.25MPa pipe for Cold water

Size(mm)	Part Number
Φ 20X2.0	PP01020
Φ 25X2.3	PP01025
Φ 32X2.9	PP01032
Φ 40X3.7	PP01040
Φ 50X4.6	PP01050
Φ 63X5.8	PP01063
Φ 75X6.8	PP01075
Φ 90X8.2	PP01090
Φ 110X10	PP01110



Cap

Size(mm)	Part Number
Φ 20	PP07020
Φ 25	PP07025
Φ 32	PP07032
Φ 40	PP07040
Φ 50	PP07050
Φ 63	PP07063
Φ 75	PP07075
Φ 90	PP07090
Φ 110	PP07110



PN1.6MPa pipe for Cold water

Size(mm)	Part Number
Φ 20X2.3	PP02020
Φ 25X2.8	PP02025
Φ 32X3.6	PP02032
Φ 40X4.5	PP02040
Φ 50X5.6	PP02050
Φ 63X7.1	PP02063
Φ 75X8.4	PP02075
Φ 90X10.1	PP02090
Φ 110X12.3	PP02110



45°Elbow

Size(mm)	Part Number
Φ 20	PP06020
Φ 25	PP06025
Φ 32	PP06032
Φ 40	PP06040
Φ 50	PP06050
Φ 63	PP06063
Φ 75	PP06075
Φ 90	PP06090
Φ 110	PP06110



PN2.0MPa pipe for Hot water

Size(mm)	Part Number
Φ 20X2.8	PP03020
Φ 25X3.5	PP03025
Φ 32X4.4	PP03032
Φ 40X5.5	PP03040
Φ 50X6.9	PP03050
Φ 63X8.6	PP03063
Φ 75X10.3	PP03075
Φ 90X12.3	PP03090
Φ 110X15.1	PP03110



Ball Valve

Size(mm)	Part Number
Φ 20	PP08020
Φ 25	PP08025
Φ 32	PP08032
Φ 40	PP08040
Φ 50	PP08050
Φ 63	PP08063
Φ 75	PP08075
Φ 90	PP08090
Φ 110	PP08110



PN2.5MPa pipe for Hot water

Size(mm)	Part Number
Φ 20X3.4	PP04020
Φ 25X4.2	PP04025
Φ 32X5.4	PP04032
Φ 40X6.7	PP04040
Φ 50X8.3	PP04050
Φ 63X10.5	PP04063
Φ 75X12.5	PP04075
Φ 90X15.0	PP04090
Φ 110X18.3	PP04110



Coupling

Size(mm)	Part Number
Φ 20	PP09020
Φ 25	PP09025
Φ 32	PP09032
Φ 40	PP09040
Φ 50	PP09050
Φ 63	PP09063
Φ 75	PP09075
Φ 90	PP09090
Φ 110	PP09110

(GB/T18742.2-2002/GB/T18742.3-2002)



90°Elbow

Size(mm)	Part Number
Φ 20	PP05020
Φ 25	PP05025
Φ 32	PP05032
Φ 40	PP05040
Φ 50	PP05050
Φ 63	PP05063
Φ 75	PP05075
Φ 90	PP05090
Φ 110	PP05110



Reducer

Size(mm)	Part Number
Φ 25X20	PP11001
Φ 32X20	PP11002
Φ 32X25	PP11003
Φ 40X20	PP11004
Φ 40X25	PP11005
Φ 40X32	PP11006
Φ 50X20	PP11007
Φ 50X25	PP11008
Φ 50X32	PP11009
Φ 50X40	PP11010
Φ 63X20	PP11011
Φ 63X25	PP11012
Φ 63X32	PP11013
Φ 63X40	PP11014
Φ 63X50	PP11015
Φ 75X20	PP11016
Φ 75X25	PP11017
Φ 75X32	PP11018
Φ 75X40	PP11019
Φ 75X50	PP11020
Φ 75X63	PP11021
Φ 90X32	PP11022
Φ 90X40	PP11023
Φ 90X50	PP11024
Φ 90X63	PP11025
Φ 90X75	PP11026
Φ 110X40	PP11027
Φ 110X50	PP11028
Φ 110X63	PP11029
Φ 110X75	PP11030
Φ 110X90	PP11031



Tee

Size(mm)	Part Number
Φ 20	PP10020
Φ 25	PP10025
Φ 32	PP10032
Φ 40	PP10040
Φ 50	PP10050
Φ 63	PP10063
Φ 75	PP10075
Φ 90	PP10090
Φ 110	PP10110



Reducing Tee

Size(mm)	Part Number
Φ 25X20	PP12001
Φ 32X20	PP12002
Φ 32X25	PP12003
Φ 40X20	PP12004
Φ 40X25	PP12005
Φ 40X32	PP12006
Φ 50X20	PP12007
Φ 50X25	PP12008
Φ 50X32	PP12009
Φ 50X40	PP12010
Φ 63X20	PP12011
Φ 63X25	PP12012
Φ 63X32	PP12013
Φ 63X40	PP12014
Φ 63X50	PP12015
Φ 75X20	PP12016
Φ 75X25	PP12017
Φ 75X32	PP12018
Φ 75X40	PP12019
Φ 75X50	PP12020
Φ 75X63	PP12021
Φ 90X32	PP12022
Φ 90X40	PP12023
Φ 90X50	PP12024
Φ 90X63	PP12025
Φ 90X75	PP12026
Φ 110X40	PP12027
Φ 110X50	PP12028
Φ 110X63	PP12029
Φ 110X75	PP12030
Φ 110X90	PP12031



Threaded 90°degree(male)


Size(mm)	Part Number
Φ 20X1/2"	PP17020
Φ 25X1/2"	PP17025
Φ 25X3/4"	PP17026
Φ 32X1/2"	PP17032
Φ 32X3/4"	PP17033
Φ 32X1"	PP17034



Threaded Male Adaptor

Size(mm)	Part Number
Φ 20X1/2"	PP13020
Φ 25X1/2"	PP13025
Φ 25X3/4"	PP13026
Φ 32X1/2"	PP13032
Φ 32X3/4"	PP13033
Φ 32X1"	PP13034
Φ 40X1 1/4"	PP13040
Φ 50X1 1/2"	PP13050
Φ 63X2"	PP13063

(GB/T18742.2-2002/GB/T18742.3-2002)



Threaded Male Tee

Size(mm)	Part Number
Φ 20X1/2"	PP16020
Φ 25X1/2"	PP16025
Φ 25X3/4"	PP16026
Φ 32X1/2"	PP16030
Φ 32X3/4"	PP16033
Φ 32X1"	PP16034




Union Adaptor (male)

Size(mm)	Part Number
Φ 20X1/2"	PP19020
Φ 25X3/4"	PP19025
Φ 32X1"	PP19032
Φ 40X1 1/4"	PP19040
Φ 50X1 1/2"	PP19050
Φ 63X2"	PP19063



Union Adaptor (female)

Size(mm)	Part Number
Φ 20X1/2"	PP20020
Φ 25X3/4"	PP20025
Φ 32X1"	PP20032
Φ 40X1 1/4"	PP20040
Φ 50X1 1/2"	PP20050
Φ 63X2"	PP20063



Threaded 90°degree(female)

Size(mm)	Part Number
Φ 20X1/2"	PP18020
Φ 25X1/2"	PP18025
Φ 25X3/4"	PP18026
Φ 32X1/2"	PP18032
Φ 32X3/4"	PP18033
Φ 32X1"	PP18034




Threaded Female Adaptor

Size(mm)	Part Number
Φ 20X1/2"	PP14020
Φ 25X1/2"	PP14025
Φ 25X3/4"	PP14026
Φ 32X1/2"	PP14032
Φ 32X3/4"	PP14033
Φ 32X1"	PP14034
Φ 40X1 1/4"	PP14040
Φ 50X1 1/2"	PP14050
Φ 63X2"	PP14063



Flange Adaptor

Size(mm)	Part Number
Φ 40	PP21040
Φ 50	PP21050
Φ 63	PP21063
Φ 75	PP21075
Φ 90	PP21090
Φ 110	PP21110



Threaded Female Tee

Size(mm)	Part Number
Φ 20X1/2"	PP15020
Φ 25X1/2"	PP15025
Φ 25X3/4"	PP15026
Φ 32X1/2"	PP15032
Φ 32X3/4"	PP15033
Φ 32X1"	PP15034



Double Union Valve

Size(mm)	Part Number
Φ 20	PP22020
Φ 25	PP22025
Φ 32	PP22032
Φ 40	PP22040
Φ 50	PP22050
Φ 63	PP22063



Cross over pipe fittings

Size(mm)	Part Number
Φ 20	PP26020
Φ 25	PP26025
Φ 32	PP26032

(GB/T18742.2-2002/GB/T18742.3-2002)